

ORGANIZER: Great Western Trail

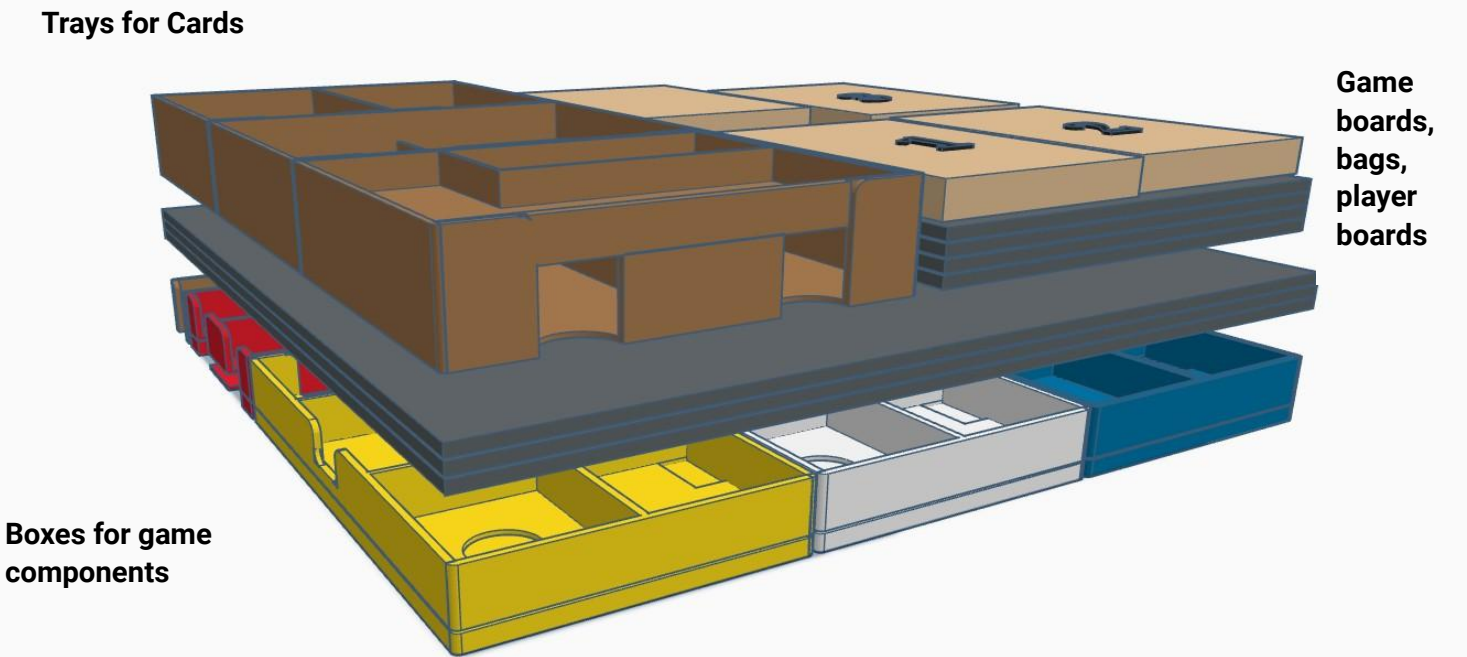
Compatible with Great Western Trail: Second Edition (2021)
a Rails to the North (2022) expansion



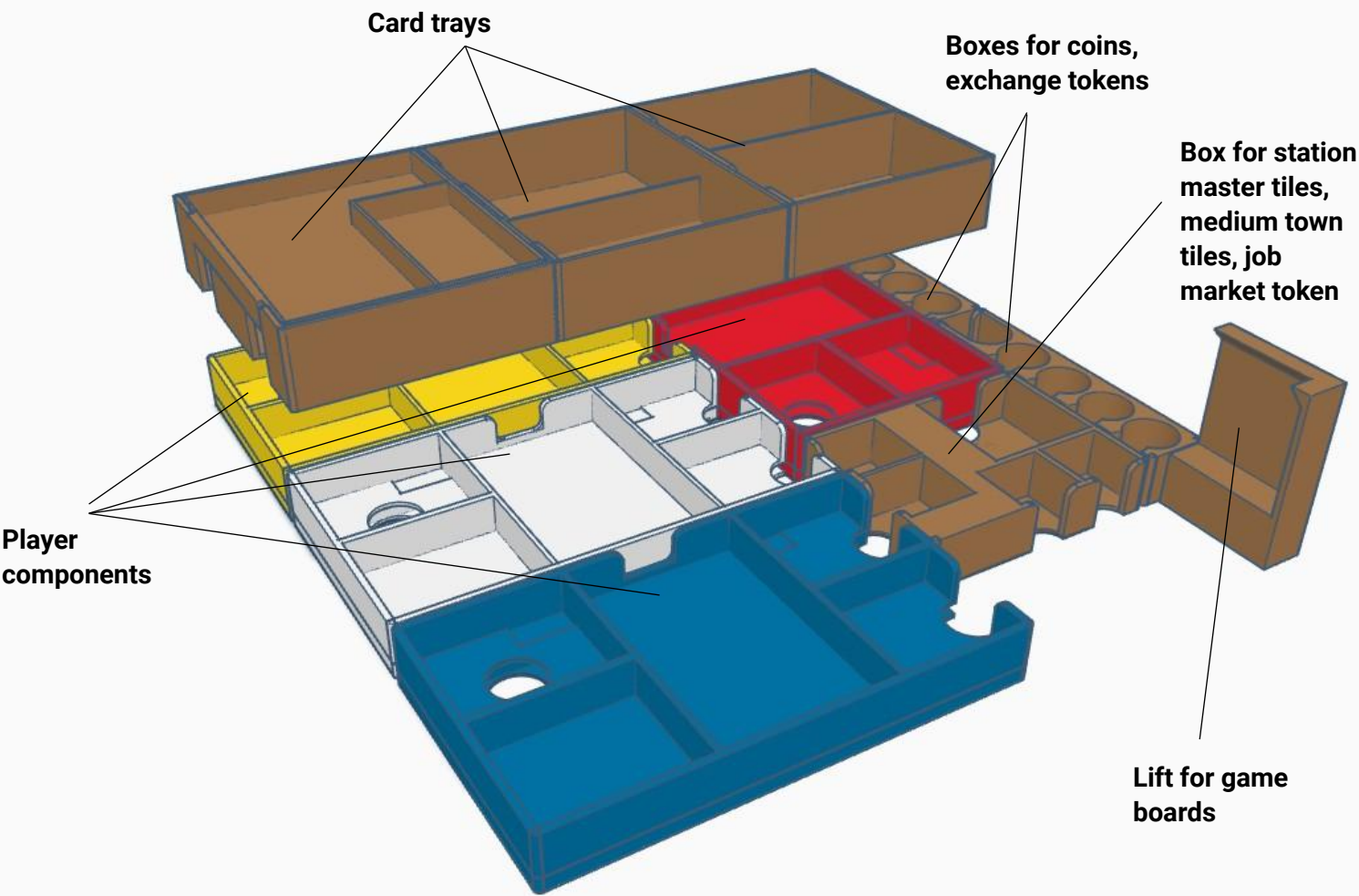
Contents

1. 4 boxes for player components
2. 2 boxes for coins and exchange token
3. 1 box for station master tiles, medium town tiles, job marker token
4. 4 trays for cards
5. 1 lift for game boards
6. instructions manual

LAYOUT OF COMPONENTS IN THE GAME BOX



LAYOUT AND CONTENTS OF THE BOXES AND TRAYS





Box for Player components

- boxes have compartments for components in player colour (herder figure, hat, player discs, certificate markers, engines, player count tile, player cattle cards, private player buildings), starting resources (coins, exchange token), Rails to the North Expansion components (auxiliary add-on, new private building, branchlets, additional player disc)




Boxes common gameplay components

- boxes for coins, exchange tokens (two – one for each side of the game table)
- box for station master tiles, neutral building tiles, job market token, Rails to the North expansion common components (new station master tiles, medium town tiles)



Card trays

- one card tray for base game cards with compartments marked according to usage (market cattle cards, objective cards), one card tray for Solo game components and Simmental variant cards (with extra shelf for specialization tile and Simmental market tile, one card tray for Rails to the North expansion cards (Brahman cattle cards, objective cards, Solo mode components)



Lift for game boards


- 2 game boards (base game and Rails to the North expansion) are best to be stored in the middle of the game box (at least for secure vertical storage of the game). Lift placed in the corner helps to take out the boards without damaging the game box.



Boxes and trays inside the game box (game boards and rulebooks not shown). Notice the game board lift in the upper right corner of the game box.



Second row containing card trays, player boards and bags with worker, hazard and outlaw tiles.



Components of the game and expansions can fit inside without a deck lift. Game can be stored vertically when tightly closed.